

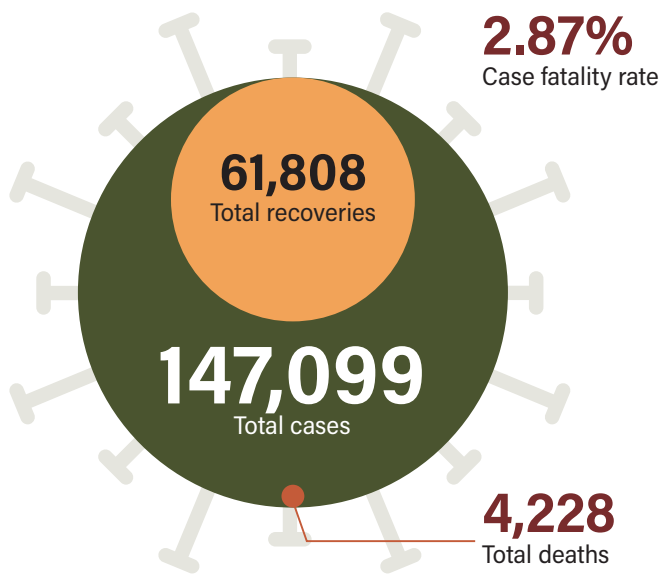
Africa Centres for Disease Control and Prevention (Africa CDC)

COVID-19 RESPONSE UPDATE

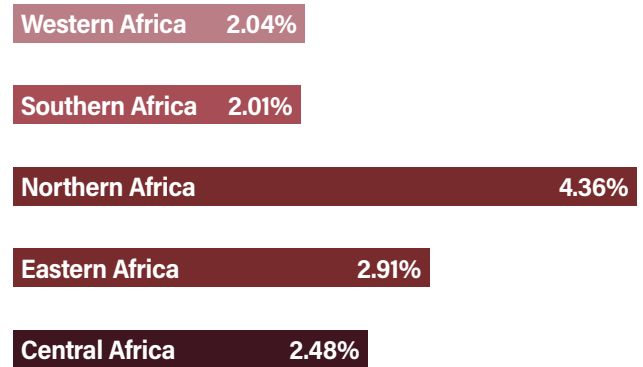
31 May 2020



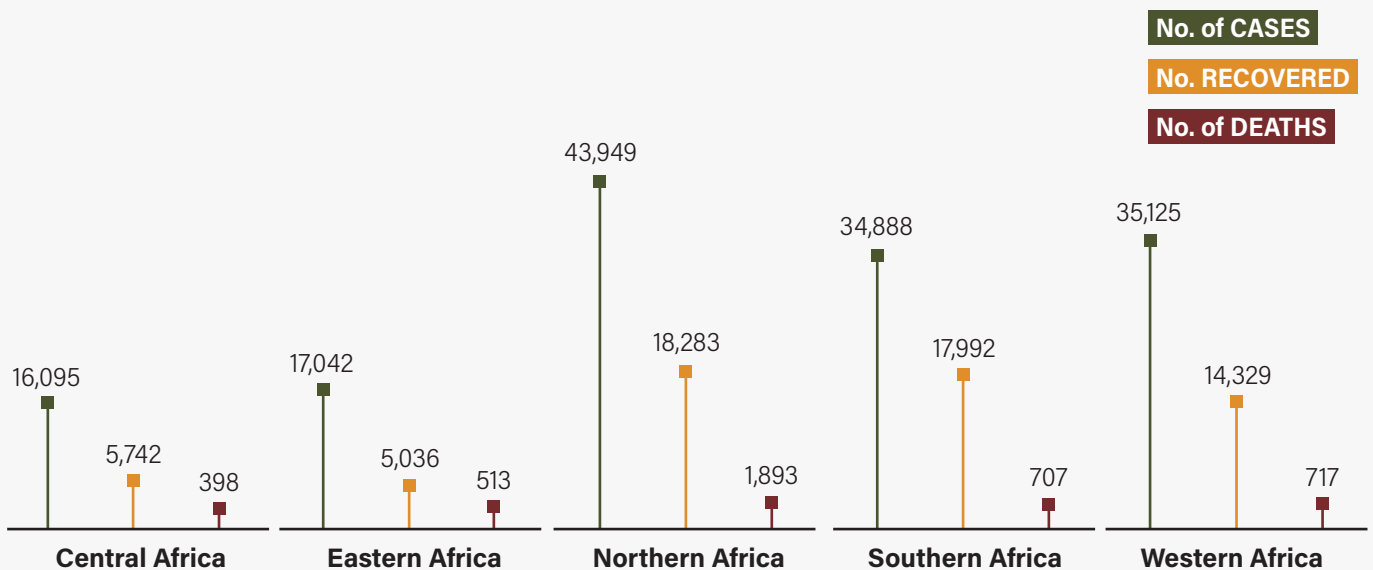
EPIDEMIOLOGIC UPDATE



Case fatality rate by region



Epidemiologic figures by region



EQUIPMENT SUPPORT TO MEMBER STATES

9,195,884
face masks

2,813,164
laboratory tests

485,945
protective suits


433,137
face shields

9,346
goggles

3,533
infrared thermometers

636
ventilators

108
thermal scanners



NUMBER OF HEALTHCARE WORKERS TRAINED

3,429
Infection prevention and control

2,674
Surveillance

2,320
Case management

278
Laboratory diagnostics

219
Risk communication and community engagement

STRATEGIC ACTION UPDATE





PERSONNEL DEPLOYMENTS BY COUNTRY



AFRICA CDC TARGETS



Conduct 10 million COVID-19 tests in Africa by the end of October 2020



Deploy one million community workers and community health care workers in Africa by the end of 2020



Train 100,000 health care workers to support COVID-19 response in Africa by the end of 2020



Maintain a continent-wide pooled procurement, storage and distribution platform for laboratory diagnostics and medical supplies



COVID-19 tests conducted by Member States as of 31 May 2020

| Country | Estimated population | Reported COVID-19 cases | No. of tests conducted | No. of tests per million population |
|------------------------------|----------------------|-------------------------|------------------------|-------------------------------------|
| Total | 1,339,423,943 | 147,099 | 2,338,062 | 1,746 |
| South Africa | 59,308,690 | 32,683 | 725,125 | 12,226 |
| Ghana | 31,072,940 | 8,070 | 218,425 | 7,029 |
| Morocco | 36,910,560 | 7,807 | 209,139 | 5,666 |
| Egypt | 102,334,404 | 24,985 | 161,426 | 1,577 |
| Mauritius | 1,271,768 | 335 | 116,937 | 91,948 |
| Ethiopia | 114,963,588 | 1,172 | 109,451 | 952 |
| Uganda | 45,741,007 | 417 | 96,825 | 2,117 |
| Kenya | 53,771,296 | 1,962 | 78,536 | 1,461 |
| Rwanda | 12,952,218 | 370 | 68,068 | 5,255 |
| Nigeria | 206,139,589 | 10,162 | 60,825 | 295 |
| Tunisia | 11,818,619 | 1,077 | 51,881 | 4,390 |
| Senegal | 16,743,927 | 3,645 | 45,240 | 2,702 |
| Cote d'Ivoire | 26,378,274 | 2,833 | 27,039 | 1,025 |
| Djibouti | 988,000 | 3,354 | 26,913 | 27,240 |
| Zambia | 18,383,955 | 1,057 | 24,275 | 1,320 |
| Cameroon | 26,545,863 | 6,143 | 23,442 | 883 |
| Algeria | 43,851,044 | 9,394 | 22,229 | 507 |
| Botswana | 2,351,627 | 35 | 20,186 | 8,584 |
| Togo | 8,278,724 | 442 | 20,079 | 2,425 |
| Guinea | 13,132,795 | 3,706 | 18,746 | 1,427 |
| Zimbabwe | 14,862,924 | 178 | 18,072 | 1,216 |
| Central Africa Republic | 4,829,767 | 1,011 | 15,208 | 3,149 |
| Benin | 12,123,200 | 232 | 14,286 | 1,178 |
| Gabon | 2,225,734 | 2,655 | 14,122 | 6,345 |
| Democratic Republic of Congo | 89,561,403 | 3,049 | 12,093 | 135 |
| Madagascar | 27,691,018 | 771 | 11,311 | 408 |
| Mozambique | 31,255,435 | 254 | 10,878 | 348 |
| Sudan | 43,849,260 | 5,026 | 10,052 | 229 |
| Angola | 32,866,272 | 86 | 10,000 | 304 |
| Mauritania | 4,649,658 | 530 | 7,654 | 1,646 |
| Mali | 20,250,833 | 1,265 | 7,127 | 352 |
| Guinea Bissau | 1,968,001 | 1,322 | 7,084 | 3,600 |
| Burkina Faso | 20,903,273 | 881 | 7,051 | 337 |
| Libya | 6,871,292 | 156 | 6,804 | 990 |
| Sierra Leone | 7,976,983 | 861 | 6,299 | 790 |
| Eswatini | 1,160,164 | 285 | 6,129 | 5,283 |
| Niger | 24,206,644 | 958 | 6,047 | 250 |
| South Sudan | 11,193,725 | 994 | 5,051 | 451 |
| Malawi | 19,129,952 | 284 | 5,049 | 264 |
| Equatorial Guinea | 1,402,985 | 1,306 | 4,611 | 3,287 |
| Somalia | 15,893,222 | 1,976 | 3,952 | 249 |
| Namibia | 2,540,905 | 24 | 3,680 | 1,448 |
| Cape Verde | 555,987 | 435 | 3,446 | 6,198 |
| Chad | 16,425,864 | 778 | 3,189 | 194 |
| Republic of The Congo | 5,518,087 | 611 | 3,172 | 575 |
| Tanzania | 59,734,218 | 509 | 2,680 | 45 |
| Liberia | 5,057,681 | 288 | 2,140 | 423 |
| Sao Tome and Principe | 219,159 | 479 | 1,882 | 8,587 |
| Gambia | 2,416,668 | 25 | 1,813 | 750 |
| Lesotho | 2,142,249 | 2 | 788 | 368 |
| Burundi | 11,890,784 | 63 | 713 | 60 |
| Seycheles | 98,347 | 11 | 511 | 5,196 |
| Comoros | 869,601 | 106 | 267 | 307 |
| Eritrea | 3,546,421 | 39 | 110 | 31 |
| Sahrawi Republic | 597,339 | - | 4 | 7 |